


Mermaid Ornament


Copyright American Felt and Craft LLC
For personal use only.

Sewing Sequins

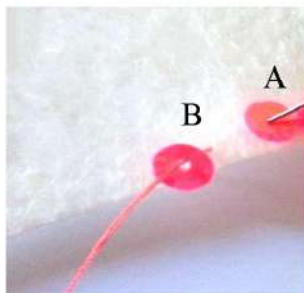


Bring threaded needle through the front from the backside of your piece, thread a sequin. (A)


Sew over the edge of the sequin nearest the starting point. Pass needle around back and up through the front where you want to place your next sequin.




Slide your next sequin (B) down the thread.



Sew into the center of the previous sequin (A) moving the needle through the back and bringing it back up through the hole in newest sequin (B)



Pull the needle through the front where you want to place your next sequin.



Slide your next sequin (C) down the thread and repeat the process.